



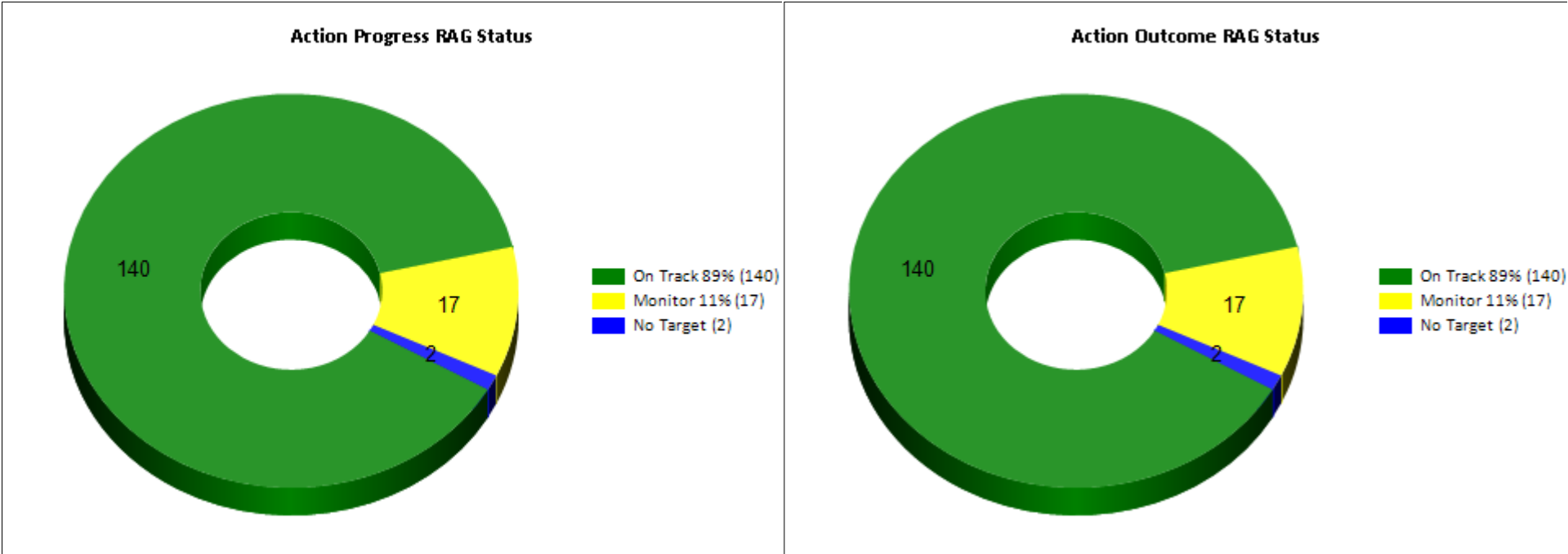
Appendix 2 – Quarter 3 Council Plan Monitoring Report – Caring Council

Flintshire County Council



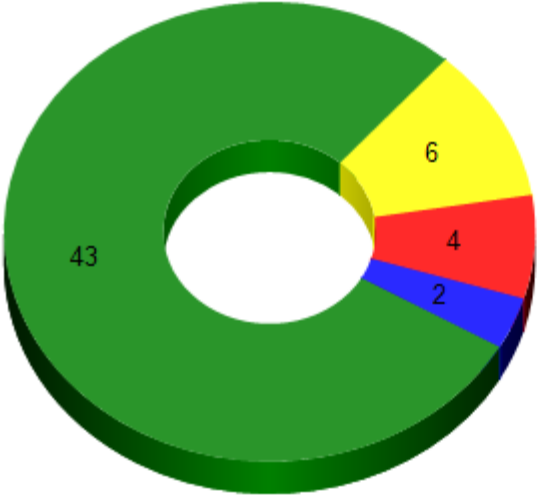
Print Date: 28-Jan-2020

Progress Charts



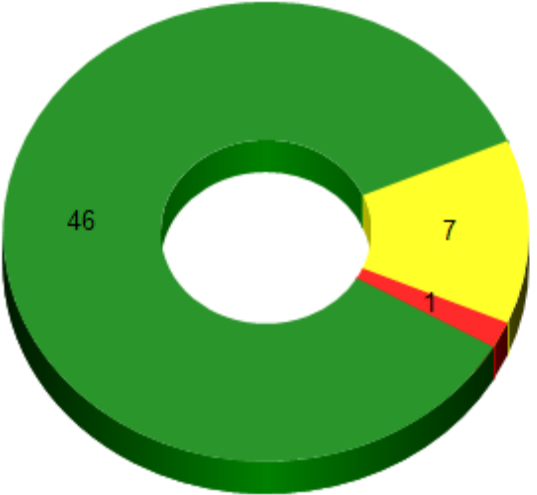
'No Target' for Action Progress and Action Outcome denotes Action has not started.

KPI Progress RAG Status



- On Track 81% (43)
- Monitor 11% (6)
- Off Track 8% (4)
- No Target 2% (2)

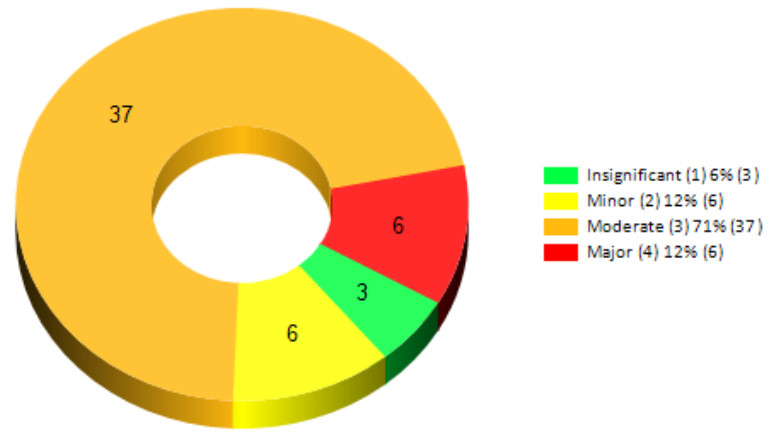
KPI Outcome RAG Status



- On Track 85% (46)
- Monitor 13% (7)
- Off Track 2% (1)



'No Target' for KPI denotes this is a new KPI and a baseline year is being established



Current Risk Status







Caring Council

Actions



ACTION	LEAD OFFICER	STATUS	START DATE	END DATE	COMPLETE %	PROGRESS RAG	OUTCOME RAG
1.5.3.1 (CP) In-year mapping and assessment of child poverty to inform future programme and strategy development	Gail Bennett - Early Intervention Services Manager	In Progress	01-Apr-2019	31-Mar-2020	75.00%	 GREEN	 GREEN
<p>ACTION PROGRESS COMMENTS: New group arrangements are in place involving the key stakeholders for delivering anti-poverty programmes and welfare reforms and the offer of appropriate services that meet need. Terms of Reference and Membership have been updated. Mapping and assessment are ongoing and aligning with the Funding Flexibilities and Early Years Pathfinder projects. Group arrangements continue to be refined, including governance, structure (systems and services), trigger points, and data and gap analysis. This will continue to progress during quarter four to maximise resources around 'what matters' conversations and delivery.</p> <p>Last Updated: 24-Jan-2020</p>							



ACTION	LEAD OFFICER	STATUS	START DATE	END DATE	COMPLETE %	PROGRESS RAG	OUTCOME RAG
1.5.3.2 (CP) Outline our commitments in working with partner agencies to target interventions to reduce levels of child poverty	Gail Bennett - Early Intervention Services Manager	In Progress	01-Apr-2019	31-Mar-2020	75.00%	 GREEN	 GREEN
<p>ACTION PROGRESS COMMENTS: A number of programmes and services have been identified as services or agencies working towards reducing the level of child poverty. Welsh Government are conducting a national review of programmes commencing Jan 2020, and this will align with other work including the funding flexibilities, early intervention and prevention approach. The Flintshire Tackling Poverty Partnership meets twice a year with the Denbighshire Partnership. There has been a change in Chair, revised Terms of Reference; a review of Membership and the development of a forward work plan including mapping.</p> <p>Last Updated: 09-Jan-2020</p>							



ACTION	LEAD OFFICER	STATUS	START DATE	END DATE	COMPLETE %	PROGRESS RAG	OUTCOME RAG
1.5.3.3 (CP) Effective planning, performance and implementation as the 'Delivery Authority' for the Childcare Offer for Flintshire, Wrexham and Denbighshire and of its supporting capital programme	Gail Bennett - Early Intervention Services Manager	In Progress	01-Apr-2019	31-Mar-2020	75.00%	 GREEN	 GREEN
<p>ACTION PROGRESS COMMENTS: As at 31 December 2019: 925 children were participating in the offer. 165 providers received funding for children. The Small Grants opened in September 2019 and have had three panels between September and January with a total of approx. £350,000 expenditure. No further small grants will be allocated during 2019-20. This will leave £150k remaining for 2020/21. Uptake of Childcare places has exceeded expectations, with a successful request to Welsh Government for an increase in the Grant. Flintshire has an agreement in place with the cross border English Counties. Bids against the Capital Grant were successful. Flintshire has been awarded £6.46 million (14 schemes). This also includes £500,000 for small grants. There are challenges around the Capital Framework and we are using the Education Framework, which is proving costly. Alternative options are currently being considered.</p> <p>Last Updated: 24-Jan-2020</p>							



ACTION	LEAD OFFICER	STATUS	START DATE	END DATE	COMPLETE %	PROGRESS RAG	OUTCOME RAG
1.5.4.1 (CP) Access to sanitary products in schools and youth clubs to support wellbeing and school attendance	Claire Sinnott - Learning Advisor, Health, Wellbeing and Safeguarding	Completed	01-Apr-2019	31-Mar-2020	100.00%	 GREEN	 GREEN
<p>ACTION PROGRESS COMMENTS: There is now access to sanitary products in all schools and youth clubs.</p> <p>Last Updated: 17-Jan-2020</p>							



Performance Indicators

KPI Title	Pre. Year Period Actual	Period Actual	Period Target	Perf. RAG	Perf. Indicator Trend	YTD Actual	YTD Target	Outcome RAG
CP1.5.3M01 Number of children who accessed the Childcare offer	No Data	942	625		N/A	2240	1875	
<p>Lead Officer: Gail Bennett - Early Intervention Services Manager Reporting Officer: Jacque Slee - Team Manager Performance Progress Comment: 942 children accessed the childcare offer in quarter three.</p> <p>Last Updated: 24-Jan-2020</p>								




KPI Title	Pre. Year Period Actual	Period Actual	Period Target	Perf. RAG	Perf. Indicator Trend	YTD Actual	YTD Target	Outcome RAG
CP1.5.3M02 Number of childcare providers	No Data	168	0		N/A	168	0	
<p>Lead Officer: Gail Bennett - Early Intervention Services Manager Reporting Officer: Jacque Slee - Team Manager Performance Progress Comment: Number of childcare providers in the same period – 168 providers took part</p> <p>Last Updated: 14-Jan-2020</p>								

KPI Title	Pre. Year Period Actual	Period Actual	Period Target	Perf. RAG	Perf. Indicator Trend	YTD Actual	YTD Target	Outcome RAG
CP1.5.4M01 Access to sanitary products in schools (percentage)	No Data	100	75		N/A	100	75	
<p>Lead Officer: Claire Sinnott - Learning Advisor, Health, Wellbeing and Safeguarding Reporting Officer: Kim Brookes - Senior Manager - Business Change and Support Progress Comment: All primary schools have received a delivery of sanitary products in quarter three. This is in addition to deliveries to all secondary schools. Both primary and secondary schools received a variety of products including reusable products.</p> <p>Last Updated: 23-Jan-2020</p>								

KPI Title	Pre. Year Period Actual	Period Actual	Period Target	Perf. RAG	Perf. Indicator Trend	YTD Actual	YTD Target	Outcome RAG
CP1.5.4M02 Access to sanitary products in youth clubs (percentage)	No Data	100	100	 GREEN	N/A	100	100	 GREEN
<p>Lead Officer: Claire Sinnott - Learning Advisor, Health, Wellbeing and Safeguarding Reporting Officer: Kim Brookes - Senior Manager - Business Change and Support Progress Comment: All Flintshire youth clubs have been provided with a variety of sanitary products during quarter three.</p> <p>Last Updated: 23-Jan-2020</p>								

KPI Title	Pre. Year Period Actual	Period Actual	Period Target	Perf. RAG	Perf. Indicator Trend	YTD Actual	YTD Target	Outcome RAG
CP1.5.4M03 Access to sanitary products in Foodbanks	No Data	100	100	 GREEN	N/A	100	100	 GREEN
<p>Lead Officer: Claire Sinnott - Learning Advisor, Health, Wellbeing and Safeguarding Reporting Officer: Kim Brookes - Senior Manager - Business Change and Support Progress Comment: All Flintshire Food banks have been provided with a variety of sanitary products during quarter three.</p> <p>Last Updated: 23-Jan-2020</p>								

Risks

RISK TITLE	LEAD OFFICER	SUPPORTING OFFICERS	INITIAL RISK RATING	CURRENT RISK RATING	TREND ARROW	RISK STATUS
Relationship issues of families under stress and the impacts on relationship quality could increase due to additional financial pressures	Gail Bennett - Early Intervention Services Manager	Jacque Slee - Team Manager Performance				Open
<p>Potential Effect: Deteriorating parental relationships and a resulting instability and negative experience for children, and possible escalation into statutory services. Exposure to parental conflict is estimated to feature in the lives of more than 1.2 million children nationally. It does huge damage to children through emotional and behavioral problems during childhood and impact on life chances. It is estimated that for 'intact' families 11% of all children are affected by parental conflict, rising to 28% in workless families. In separated families 50% of children experience levels of parental conflict that are potentially damaging and have longer term impacts on individuals, families, communities and services.</p> <p>Management Controls: In-year mapping and assessment of child poverty to inform future programme and strategy development ensuring maximizing income and reducing family outgoings. Outline our commitments working with partner agencies to target interventions to reduce levels of child and family poverty. Effective planning, performance and implementation as the 'Delivery Authority' for the Childcare Offer for Flintshire, Wrexham and Denbighshire and of its supporting capital programme.</p> <p>Progress Comment: The mapping exercise is progressing, and bringing services and stakeholders together to bring about transformation and integration in the system. We are undertaking a high level mapping exercise to help us understand the issues around relationship conflicts. Plans going forward include the use of an element of the grant to increase the knowledge and skills of the workforce to meaningfully support parents with relationship difficulties, to reduce stress on the family and raise awareness and educate into the implications that parental conflict has on the child. The grant will also be used to support innovative provision such as parenting groups and peer support groups.</p> <p>Last Updated: 09-Jan-2020</p>						